



Elementary Schools

Parent Climate Survey
2019-20



Report created by
Panorama Education

Summary

Topic Description	Results	Comparison
Communication with School	91% ▼1 since last survey	87% Washoe County School District
Family Efficacy How confident families are with regard to key parenting skills.	77% ▼1 since last survey	73% Washoe County School District
Learning Behaviors Families' perceptions of their child's learning-related behaviors.	62% ▼1 since last survey	60% Washoe County School District
Physical Safety	93% ▼1 since last survey	90% Washoe County School District
Quality Education	90% ▼1 since last survey	86% Washoe County School District
Relationships / Respect	92% 0 since last survey	87% Washoe County School District
School Fit Families' perceptions of how well a school matches their child's developmental needs.	72% 0 since last survey	64% Washoe County School District
Supportive Place	88%	83% Washoe County School District

1,265 responses

Communication with School

Your average

91%

1,265 responses

Change

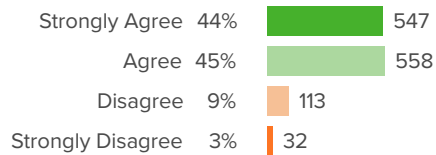
▼ **1**

since last survey

District average: **87%** Washoe County School District

How did people respond?

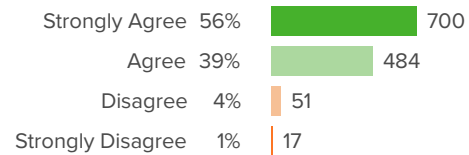
Q.1: I am kept informed about my child's ongoing learning and progress.



▼ **2** from last survey

Favorable: **88%**

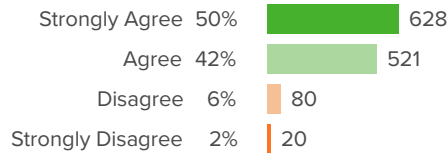
Q.2: My child's teacher(s) are available to discuss my child's learning needs with me.



▲ **0** from last survey

Favorable: **95%**

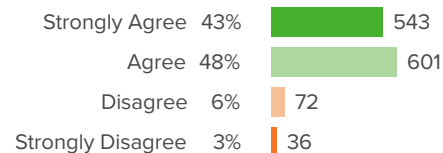
Q.3: I am kept informed about my child's behavior.



▼ **1** from last survey

Favorable: **92%**

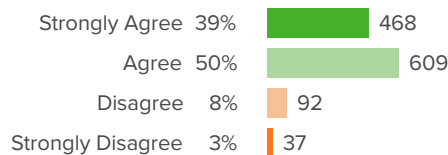
Q.4: I am satisfied with the opportunities for me to be involved in my child's school.



▲ **0** from last survey

Favorable: **91%**

Q.5: Teachers at my child's school update grades and assignments on the Infinite Campus Parent Portal at least twice a month.



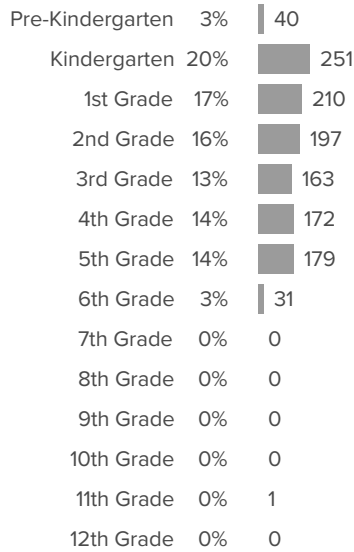
▲ **0** from last survey

Favorable: **89%**

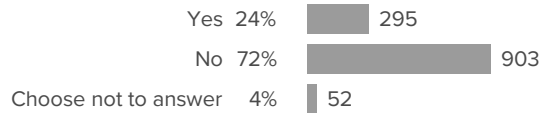
Demographics

How did people respond?

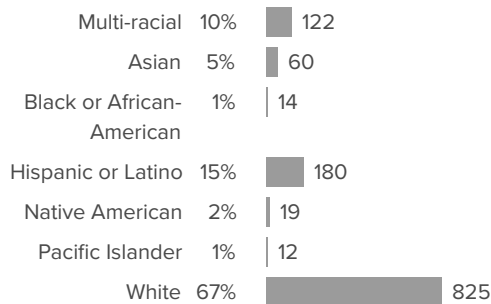
Q.1: What grade is your child currently in at this school? (Please select only ONE)



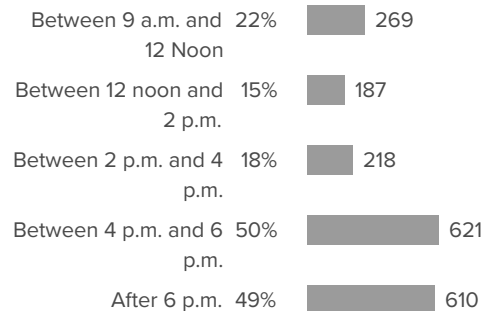
Q.2: Does your child receive free or reduced price lunch?



Q.3: What is your race or ethnicity? (Please select only ONE.)

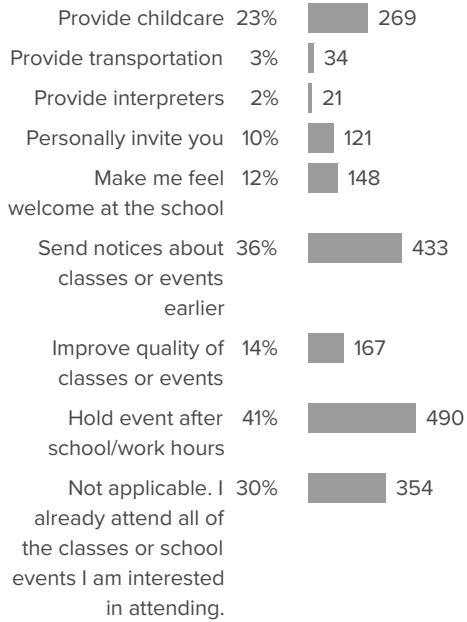


Q.4: What is the best time of day for you to attend school workshops or events? (Please SELECT ALL THAT APPLY)





Q.5: What can your child's school do to help make it easier to attend classes or events that might interest you? (Please SELECT ALL THAT APPLY)



Family Efficacy

Your average

77%

1,265 responses

Change

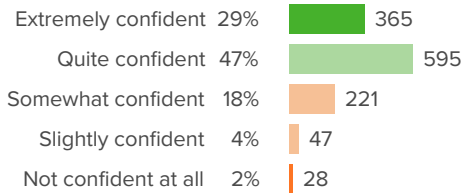
▼ **1**

since last survey

District average: **73%** Washoe County School District

How did people respond?

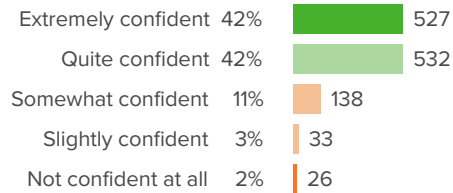
Q.1: How confident are you that you can help your child develop good friendships?



▲ 0 from last survey

Favorable: **76%**

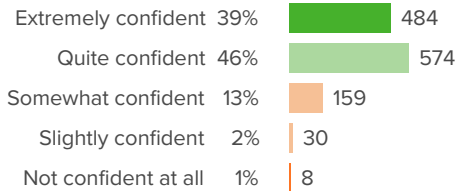
Q.2: How confident are you in your ability to make choices about your child's schooling?



▲ 0 from last survey

Favorable: **84%**

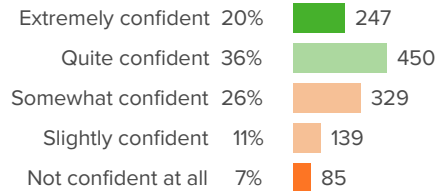
Q.3: How confident are you that you can motivate your child to try hard in school?



▼ 1 from last survey

Favorable: **84%**

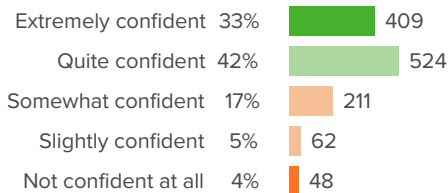
Q.4: How confident are you in your ability to connect with other parents?



▼ 2 from last survey

Favorable: **56%**

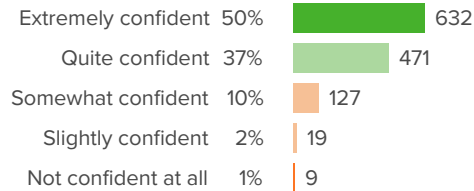
Q.5: How confident are you in your ability to make sure your child's school meets your child's learning needs?



▲ 1 from last survey

Favorable: **74%**

Q.6: How confident are you in your ability to support your child's learning at home?

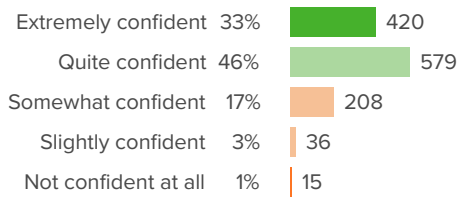


▼ 1 from last survey

Favorable: **88%**



Q.7: How confident are you in your ability to help your child deal with his/her emotions appropriately?



▼ **3** from last survey

Favorable: **79%**

Learning Behaviors

Your average

62%

1,265 responses

Change

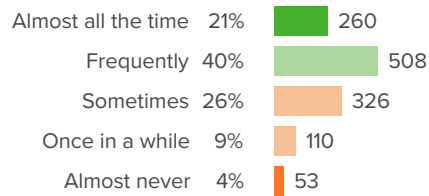
▼ **1**

since last survey

District average: **60%** Washoe County School District

How did people respond?

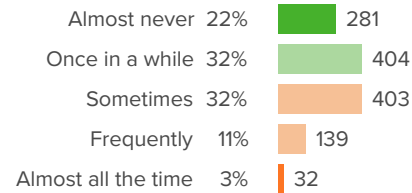
Q.1: How often does your child read for fun?



▲ **2** from last survey

Favorable: **61%**

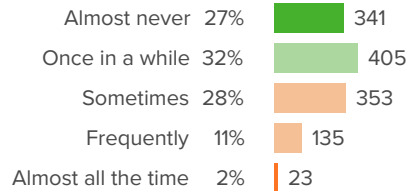
Q.2: How often does your child struggle to get organized for school?



▼ **3** from last survey

Favorable: **54%**

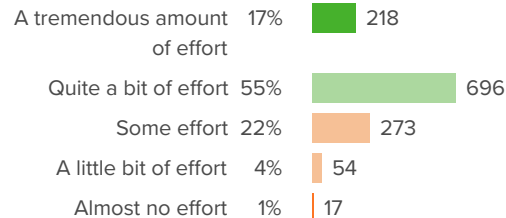
Q.3: How often does your child give up on learning activities that s/he finds hard?



▼ **4** from last survey

Favorable: **59%**

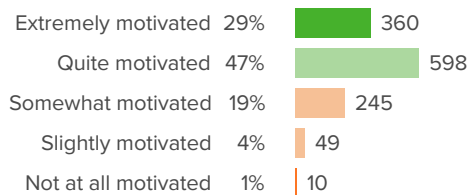
Q.4: How much effort does your child put into school-related tasks?



▲ **0** from last survey

Favorable: **73%**

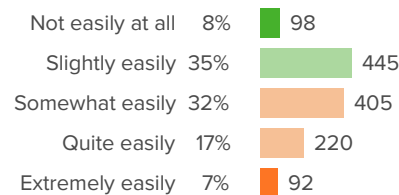
Q.5: How motivated is your child to learn the topics covered in class?



▲ **0** from last survey

Favorable: **76%**

Q.6: When working on school activities at home, how easily is your child distracted?

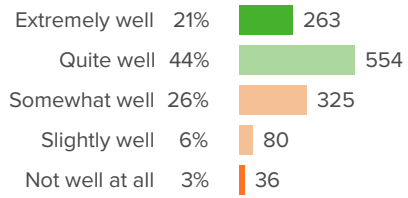


▲ **0** from last survey

Favorable: **43%**



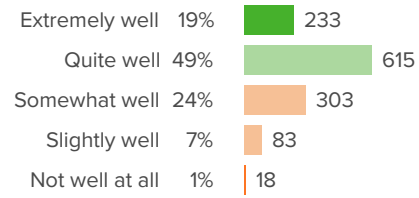
Q.7: On average, how well does your child work independently on learning activities at home?



▼ **1** from last survey

Favorable: **65%**

Q.8: In general, how well does your child learn from feedback about his/her work?



▲ **1** from last survey

Favorable: **68%**

Physical Safety

Your average

93%

1,265 responses

Change

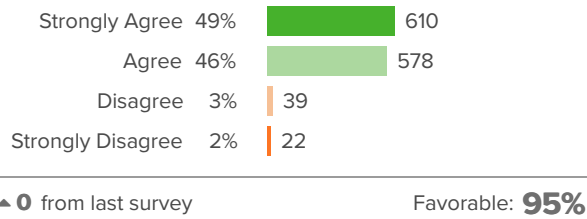
▼ **1**

since last survey

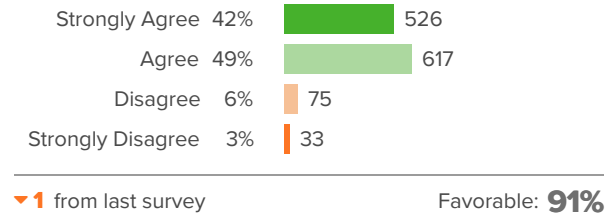
District average: **90%** Washoe County School District

How did people respond?

Q.1: My child feels safe inside the school building.



Q.2: My child feels safe outside, on the school grounds.



Quality Education

Your average

90%

1,265 responses

Change

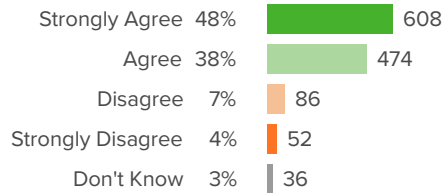
▼ **1**

since last survey

District average: **86%** Washoe County School District

How did people respond?

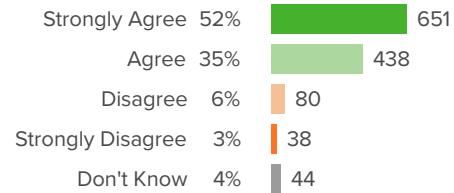
Q.1: My child is receiving the kind of instruction that is appropriate for his or her abilities.



▲ **1** from last survey

Favorable: **89%**

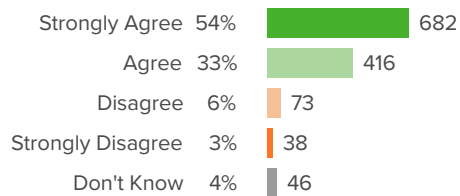
Q.2: My child's teacher(s) set high expectations for my child's individual learning.



▲ **0** from last survey

Favorable: **90%**

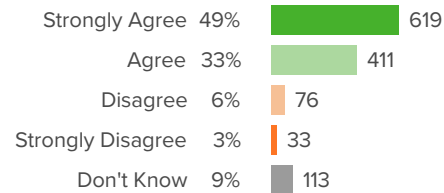
Q.3: My child's teacher(s) provide my child with all of the accommodations needed to do well in his or her classes.



▼ **1** from last survey

Favorable: **91%**

Q.4: If my child needs extra help, the teacher(s) are available.



▼ **2** from last survey

Favorable: **90%**

Relationships / Respect

Your average

92%

1,265 responses

Change

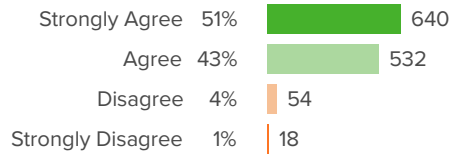
0

since last survey

District average: **87%** Washoe County School District

How did people respond?

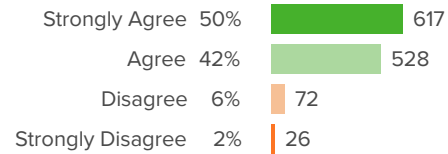
Q.1: Staff at my child's school really care about my child.



▲ 0 from last survey

Favorable: **94%**

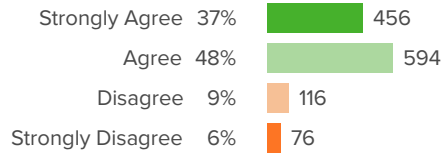
Q.2: My child has at least one staff member at the school in whom they can confide.



▼ 1 from last survey

Favorable: **92%**

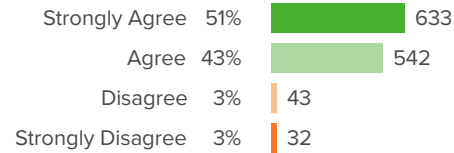
Q.3: The rules and expectations for behavior are the same for every student at my child's school.



▲ 0 from last survey

Favorable: **85%**

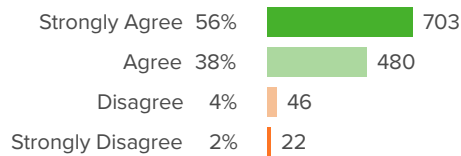
Q.4: My child is treated fairly by all teachers and staff, no matter his or her race, cultural, or family background.



▲ 0 from last survey

Favorable: **94%**

Q.5: I have at least one staff member I can contact when I want to discuss my child's education.



▲ 0 from last survey

Favorable: **95%**

School Fit

Your average

72%

1,265 responses

Change

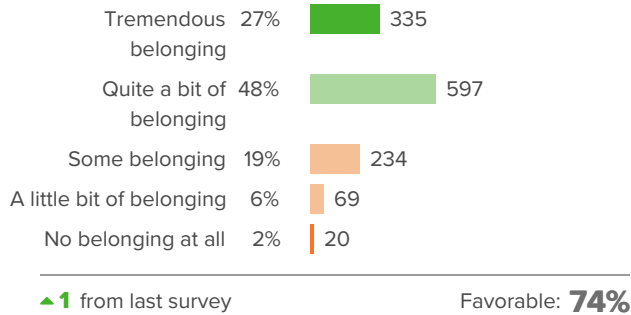
0

since last survey

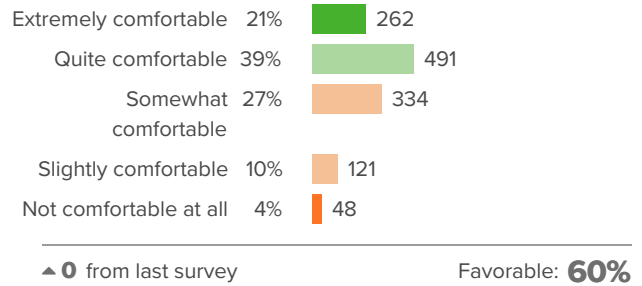
District average: **64%** Washoe County School District

How did people respond?

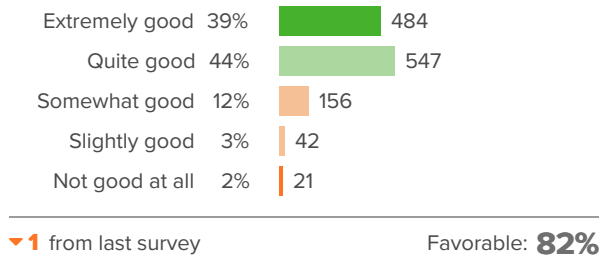
Q.1: How much of a sense of belonging does your child feel at his/her school?



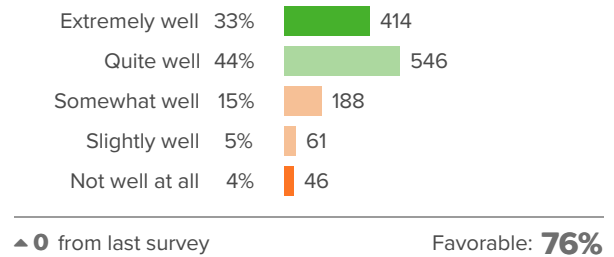
Q.2: How comfortable is your child in asking for help from school adults?



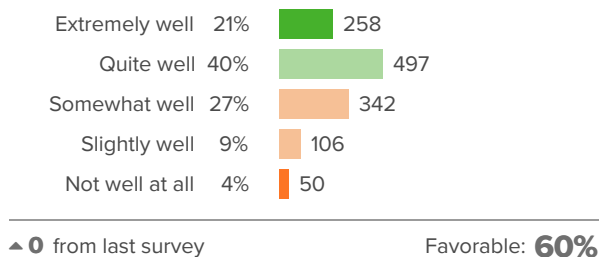
Q.3: Given your child's cultural background, how good a fit is his/her school?



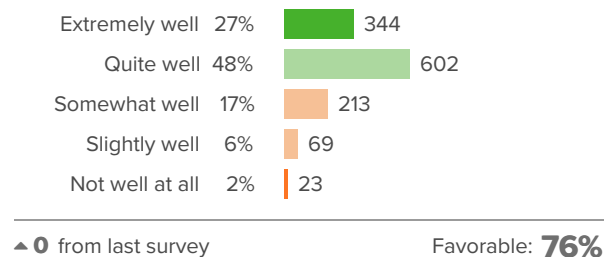
Q.4: How well do you feel your child's school is preparing him/her for his/her next academic year?



Q.5: How well do the activities offered at your child's school match his/her interests?

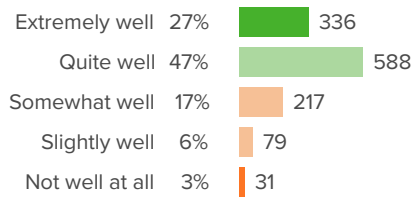


Q.6: At your child's school, how well does the overall approach to discipline work for your child?





Q.7: How well do the teaching styles of your child's teachers match your child's learning style?



▲ 1 from last survey

Favorable: **74%**

Supportive Place

Your average

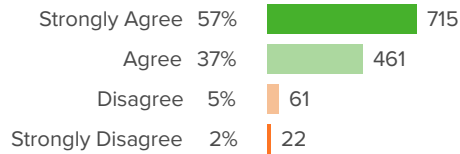
88%

1,265 responses

District average: **83%** Washoe County School District

How did people respond?

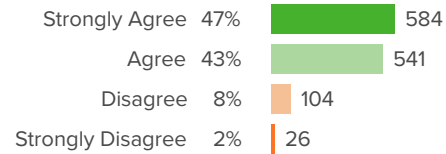
Q.1: School employees make me feel welcome at my child's school.



▲ **1** from last survey

Favorable: **93%**

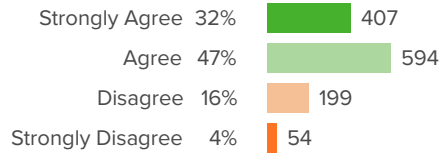
Q.2: School staff and I work together to create goals for my child.



▲ **1** from last survey

Favorable: **90%**

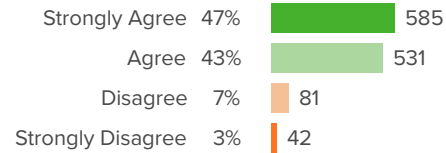
Q.3: My child's school seeks parent input about how to make the school better.



▲ **0** from last survey

Favorable: **80%**

Q.4: The principal makes decisions that are in the best interest of all the children at this school.



▲ **0** from last survey

Favorable: **90%**